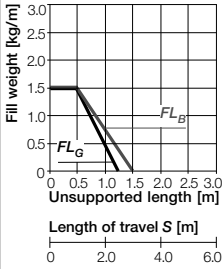



igus® E-ChainSystems®

Phone +49- (0) 22 03-96 49-800
Fax +49- (0) 22 03-96 49-222

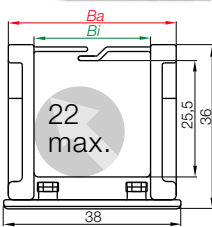
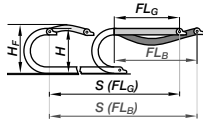
igus® GmbH
51147 Cologne



Unsupported length

FL_G = with straight upper run

FL_B = with permitted sag



E-Band - split crossbar along the outer radius

Part No.	Bi [mm]	Ba [mm]	R [mm] Bending Radii
EB20.025.□.0	25	36	045 063* 075*
			100* 125* 150*
			175* 200*

Radii for all widths!

*available upon request!

Supplement Part No. with required radius. Example: EB20.025.[045].0
Bending radii listed above can be combined with every chain width!

Part No. structure

EB20.025.045.0

- Color black
- Bending radius
- Width
- Series



Order example 2,0 m complete E-Chain®

(indicate chain-lengths or number of links)

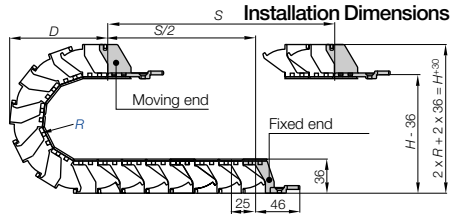
1,0 m (40 links) Series EB20.025.045.0

+ 1 set mounting brackets EB20.025.12.PZ

Pitch = 25 mm Links per m = 40 (2 Bänder/m) Chain length = $S/2 + K$

R	045	063	075	100	125	150	175	200
H	162	198	222	272	322	372	422	472
D	110	128	140	165	190	215	240	265
K	200	250	300	375	450	525	600	675

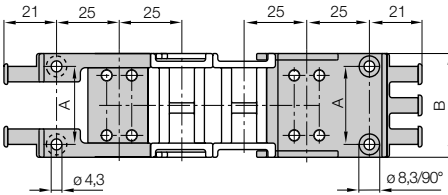
The required clearance height is $H_F = H + 30$ mm (with 0,3 kg/m fill weight). Please consult igus® if space is particularly restricted.



25,5

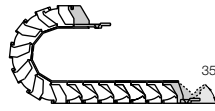
E-Band
Inner height: 25,5 mm

EB20.025.2.PZ
Fixed end



EB20.025.1.PZ
Moving end

Moving end
EB20.025.1.PZ



EB20.025.2.PZ
Fixed end

Mounting Brackets



One-piece mounting brackets with strain relief tiewrap plates

For E-Chain®	Part No.	Dimension A [mm]	Dimension B [mm]
	full set with tiewrap plate		
EB20.025.	EB20.025.12.PZ	26	36

Tiewrap plates are possible at the moving end and/or the fixed end!

Additional Features

For more features
▶ see link below



Phone +49- (0) 22 03-96 49-800
Fax +49- (0) 22 03-96 49-222